



FAR No. 1

STATEMENT OF APPROPRIATIONS, ALLOTMENTS, OBLIGATIONS, DISBURSEMENTS AND BALANCES
As at the Quarter Ending September 30, 2020

Department: Presidential Communications Operations Office (PCOO)
Agency: Philippine Information Agency
Operating Unit: < not applicable >
Organization Code: 25 006 0000000
Fund Cluster: 01 Regular Agency Fund
(e.g. UACS Fund Cluster: 01-Regular Agency Fund, 02-Foreign Assisted Projects Fund, 03-Special Account-Locally Funded/Domestic Grants Fund, and 04-Special Account-Foreign Assisted/Foreign Grants Fund)

	Current Year
	Supplemental
X	Continuing Appropriations

Particulars	UACS CODE	Appropriations					Allotments					Current Year Obligations					Current Year Disbursements					Balances			
		Authorized Appropriations	Adjusted Appropriations	Allotments Received	Adjustments (Withdrawal, Realignment)	Transfer To	Transfer From	Adjusted Total Allotments	1st Quarter Ending March 31	2nd Quarter Ending June 30	3rd Quarter Ending Sept 30	4th Quarter Ending Dec. 31	TOTAL	1st Quarter Ending March 31	2nd Quarter Ending June 30	3rd Quarter Ending Sept 30	4th Quarter Ending Dec. 31	TOTAL	Unreleased Appo	Unobligated Allotments	Unpaid Obligations (15-20)+(23+24)				
		4	5=(3+4)	6	7	8	9	10=(6+7-8+9)	11	12	13	14	15=(11+12+13+14)	16	17	18	19	20=(16+17+18+19)	21=(5-10)	22=(10-15)	23	24			
I. Continuing Appropriations		25,301,155.61	0.00	25,301,155.61	25,301,155.61	(2,515,825.00)	0.00	0.00	23,285,530.61	11,938,974.30	1,171,930.27	1,856,912.86	0.00	14,767,817.53	8,197,460.80	1,248,764.25	87,573.56	0.00	10,513,628.69	2,015,622.00	8,517,713.36	0.00	4,253,968.84		
I. Agency Specific Budget		25,301,155.61	0.00	25,301,155.61	25,301,155.61	(2,515,825.00)	0.00	0.00	23,285,530.61	11,938,974.30	1,171,930.27	1,856,912.86	0.00	14,767,817.53	8,197,460.80	1,248,764.25	87,573.56	0.00	10,513,628.69	2,015,622.00	8,517,713.36	0.00	4,253,968.84		
General Administration and Support	10000000000000	13,579,709.46	0.00	13,579,709.46	13,579,709.46	(1,873,350.00)	0.00	0.00	11,804,359.46	4,873,763.36	1,046,219.73	1,511,363.43	0.00	7,431,346.49	3,831,143.59	1,046,219.73	12,624.00	0.00	4,869,987.12	1,973,303.00	4,172,412.97	0.00	2,541,959.37		
General management and supervision	100000100001000	7,548,762.82	0.00	7,548,762.82	7,548,762.82	(861,350.00)	0.00	0.00	6,587,412.82	1,197,551.09	10,142.73	1,323,976.23	0.00	2,531,969.82	1,196,769.37	10,142.73	12,624.00	0.00	1,216,536.10	961,356.00	4,055,743.00	0.00	1,312,133.72		
PS		1,404,720.45	0.00	1,404,720.45	1,404,720.45	0.00	0.00	0.00	1,404,720.45	1,197,551.09	19,142.73	0.00	0.00	2,201,969.82	1,196,769.37	10,142.73	12,624.00	0.00	1,216,536.10	961,356.00	4,055,743.00	0.00	1,312,133.72		
MOOE		1,005,861.37	0.00	1,005,861.37	1,005,861.37	(861,350.00)	0.00	0.00	144,651.37	0.00	0.00	0.00	0.00	0.00	0.00	0.00	0.00	0.00	0.00	0.00	0.00	0.00	0.00	0.00	
CO		5,138,181.00	0.00	5,138,181.00	5,138,181.00	0.00	0.00	0.00	5,138,181.00	0.00	0.00	0.00	0.00	0.00	0.00	0.00	0.00	0.00	0.00	0.00	0.00	0.00	0.00	0.00	
Training of PIA personnel	100000100002000	352,578.77	0.00	352,578.77	352,578.77	0.00	0.00	0.00	352,578.77	29,716.27	0.00	0.00	0.00	187,967.40	0.00	217,703.67	18,000.36	0.00	0.00	18,000.36	0.00	134,875.10	0.00	189,663.31	
PS		352,578.77	0.00	352,578.77	352,578.77	0.00	0.00	0.00	352,578.77	29,716.27	0.00	0.00	0.00	187,967.40	0.00	217,703.67	18,000.36	0.00	0.00	18,000.36	0.00	134,875.10	0.00	189,663.31	
MOOE		36,813.36	0.00	36,813.36	36,813.36	0.00	0.00	0.00	36,813.36	29,716.27	0.00	0.00	0.00	0.00	0.00	0.00	0.00	0.00	0.00	0.00	0.00	0.00	0.00	0.00	
FinEx (if Applicable)		295,765.41	0.00	295,765.41	295,765.41	0.00	0.00	0.00	295,765.41	0.00	0.00	0.00	0.00	187,967.40	0.00	187,967.40	0.00	0.00	0.00	0.00	0.00	0.00	0.00	0.00	
Administration of Personnel Benefits	100000100003000	5,676,367.87	0.00	5,676,367.87	5,676,367.87	(994,000.00)	0.00	0.00	4,684,367.87	3,846,496.00	1,056,077.00	0.00	0.00	4,682,573.00	2,616,353.66	1,056,077.00	0.00	0.00	3,652,430.66	994,000.00	1,794.87	0.00	1,200,142.34		
PS		5,676,367.87	0.00	5,676,367.87	5,676,367.87	(994,000.00)	0.00	0.00	4,684,367.87	3,846,496.00	1,056,077.00	0.00	0.00	4,682,573.00	2,616,353.66	1,056,077.00	0.00	0.00	3,652,430.66	994,000.00	1,794.87	0.00	1,200,142.34		
Sub-Total, General Administration and Support		13,579,709.46	0.00	13,579,709.46	13,579,709.46	(1,873,350.00)	0.00	0.00	11,804,359.46	4,873,763.36	1,046,219.73	1,511,363.43	0.00	7,431,346.49	3,831,143.59	1,046,219.73	12,624.00	0.00	4,869,987.12	1,973,303.00	4,172,412.97	0.00	2,541,959.37		
PS		7,139,891.68	0.00	7,139,891.68	7,139,891.68	(994,000.00)	0.00	0.00	6,145,891.68	4,873,763.36	1,046,219.73	1,511,363.43	0.00	5,915,983.99	3,831,143.59	1,046,219.73	0.00	0.00	4,877,363.19	994,000.00	225,915.59	0.00	1,042,619.97		
MOOE		1,301,626.78	0.00	1,301,626.78	1,301,626.78	(861,350.00)	0.00	0.00	320,276.78	0.00	0.00	0.00	0.00	200,611.40	0.00	0.00	0.00	0.00	12,624.00	0.00	119,895.36	0.00	187,967.40		
FinEx (if Applicable)		0.00	0.00	0.00	0.00	0.00	0.00	0.00	0.00	0.00	0.00	0.00	0.00	0.00	0.00	0.00	0.00	0.00	0.00	0.00	0.00	0.00	0.00		
CO		5,138,181.00	0.00	5,138,181.00	5,138,181.00	0.00	0.00	0.00	5,138,181.00	0.00	0.00	0.00	0.00	1,311,352.90	0.00	0.00	0.00	0.00	0.00	0.00	0.00	0.00	0.00	0.00	
Operations	30000000000000	11,721,446.15	0.00	11,721,446.15	11,721,446.15	(40,275.00)	0.00	0.00	11,681,171.15	7,065,210.94	125,710.54	144,949.56	0.00	7,335,871.04	5,368,347.49	202,544.52	94,949.56	0.00	8,623,841.57	40,275.00	4,345,300.11	0.00	1,712,029.47		
OO: Public access, engagement and understanding of Presidential policies and government programs activities		11,721,446.15	0.00	11,721,446.15	11,721,446.15	(40,275.00)	0.00	0.00	11,681,171.15	7,065,210.94	125,710.54	144,949.56	0.00	7,335,871.04	5,368,347.49	202,544.52	94,949.56	0.00	8,623,841.57	40,275.00	4,345,300.11	0.00	1,712,029.47		
DEVELOPMENT COMMUNICATION PROGRAM		11,721,446.15	0.00	11,721,446.15	11,721,446.15	(40,275.00)	0.00	0.00	11,681,171.15	7,065,210.94	125,710.54	144,949.56	0.00	7,335,871.04	5,368,347.49	202,544.52	94,949.56	0.00	8,623,841.57	40,275.00	4,345,300.11	0.00	1,712,029.47		
Coordination, monitoring and evaluation	310100100001000	148,503.34	0.00	148,503.34	148,503.34	(40,275.00)	0.00	0.00	108,228.34	84,904.33	0.00	0.00	0.00	84,904.33	72,304.33	0.00	0.00	0.00	72,304.33	40,275.00	24,224.01	0.00	11,700.00		
PS		48,333.11	0.00	48,333.11	48,333.11	0.00	0.00	0.00	48,333.11	24,195.10	0.00	0.00	0.00	24,195.10	12,409.10	0.00	0.00	0.00	12,409.10	0.00	24,224.01	0.00	11,700.00		
MOOE		100,170.23	0.00	100,170.23	100,170.23	(40,275.00)	0.00	0.00	59,895.23	59,895.23	0.00	0.00	0.00	59,895.23	59,895.23	0.00	0.00	0.00	59,895.23	40,275.00	0.00	0.00	0.00		
Communication research	310100100002000	1,063,897.03	0.00	1,063,897.03	1,063,897.03	0.00	0.00	0.00	1,063,897.03	624,624.38	0.00	0.00	0.00	804,824.38	434,899.54	0.00	0.00	0.00	434,899.54	0.00	499,072.65	0.00	189,864.84		
PS		726,862.89	0.00	726,862.89	726,862.89	0.00	0.00	0.00	726,862.89	622,256.86	0.00	0.00	0.00	622,256.86	432,439.54	0.00	0.00	0.00	432,439.54	0.00	104,645.91	0.00	189,791.44		
MOOE		337,034.14	0.00	337,034.14	337,034.14	0.00	0.00	0.00	337,034.14	2,367.40	0.00	0.00	0.00	2,367.40	2,000.00	0.00	0.00	0.00	2,000.00	0.00	354,426.74	0.00	87.40		
Production of development information	310100100003000	916,109.51	0.00	916,109.51	916,109.51	0.00	0.00	0.00	916,109.51	214,807.74	0.00	0.00	0.00	214,807.74	96,541.50	0.00	0.00	0.00	96,541.50	0.00	704,222.77	0.00	118,426.24		


This report was generated using the Unified Reporting System on 30/10/2020 19:10 version FAR1.1.1 ; Status : SUBMITTED


CERTIFIED TRUE XEROX COPY

Department: Presidential Communications Operations Office (PCOO)
 Agency: Philippine Information Agency
 Operating Unit: < not applicable >
 Organization Code: 25 006 0000000
 Fund Cluster: 01 Regular Agency Fund
 (e.g. UACS Fund Cluster: 01-Regular Agency Fund, 02-Foreign Assisted Projects Fund, 03-Special Account-Locally Funded/Domestic Grants Fund, and 04-Special Account-Foreign Assisted/Foreign Grants Fund)

	Current Year
	Supplemental
X	Continuing Appropriations


Particulars	UACS CODE	Appropriations		Allotments					Current Year Obligations					Current Year Disbursements					Balances				
		Authorized Appropriations	Adjustments (Transfer To/From, Realignment)	Adjusted Appropriations	Allotments Received	Adjustments (Withdrawal, Realignment)	Transfer To	Transfer From	Adjusted Total Allotments	1st Quarter Ending March 31	2nd Quarter Ending June 30	3rd Quarter Ending Sept. 30	4th Quarter Ending Dec. 31	TOTAL	1st Quarter Ending March 31	2nd Quarter Ending June 30	3rd Quarter Ending Sept. 30	4th Quarter Ending Dec. 31	TOTAL	Unreleased Appro	Unobligated Allotments	Unpaid Obligations (15-20)=(23+24)	
		3	4	5=(3+4)	6	7	8	9	10=(6+7)-(8+9)	11	12	13	14	15=(11+12+13+14)	16	17	18	19	20=(16+17+18+19)	21=(5-10)	22=(10-15)	23	24
PS		266,910.87	0.00	266,910.87	266,910.87	0.00	0.00	0.00	266,910.87	213,530.23	0.00	0.00	0.00	213,530.23	95,141.50	0.00	0.00	0.00	95,141.50	0.00	73,390.64	0.00	118,261.73
MOOE		632,279.64	0.00	632,279.64	632,279.64	0.00	0.00	0.00	632,279.64	1,437.51	0.00	0.00	0.00	1,437.51	1,400.00	0.00	0.00	0.00	1,400.00	0.00	630,842.13	0.00	37.51
Information systems development and maintenance	310100100004000	1,796,131.66	0.00	1,796,131.66	1,796,131.66	0.00	0.00	0.00	1,796,131.66	1,476,362.20	0.00	0.00	0.00	1,476,362.20	1,214,363.31	0.00	0.00	0.00	1,214,363.31	0.00	321,768.48	0.00	162,018.89
PS		1,787,598.32	0.00	1,787,598.32	1,787,598.32	0.00	0.00	0.00	1,787,598.32	1,485,848.88	0.00	0.00	0.00	1,485,848.88	1,303,826.97	0.00	0.00	0.00	1,303,826.97	0.00	321,749.48	0.00	162,018.89
MOOE		10,533.34	0.00	10,533.34	10,533.34	0.00	0.00	0.00	10,533.34	10,533.34	0.00	0.00	0.00	10,533.34	10,533.34	0.00	0.00	0.00	10,533.34	0.00	0.00	0.00	0.00
Distribution of developmental information	310100100005000	4,087,275.18	0.00	4,087,275.18	4,087,275.18	0.00	0.00	0.00	4,087,275.18	2,260,854.80	125,710.34	0.00	0.00	2,386,565.14	1,406,254.40	140,810.54	0.00	0.00	1,547,064.94	0.00	1,700,869.79	0.00	836,340.45
PS		3,900,195.29	0.00	3,900,195.29	3,900,195.29	0.00	0.00	0.00	3,900,195.29	2,207,295.37	125,710.34	0.00	0.00	2,333,005.71	1,303,254.40	140,810.54	0.00	0.00	1,444,064.94	0.00	1,597,189.36	0.00	836,940.97
MOOE		157,079.89	0.00	157,079.89	157,079.89	0.00	0.00	0.00	157,079.89	53,390.48	0.00	0.00	0.00	53,390.48	53,000.00	0.00	0.00	0.00	53,000.00	0.00	103,680.41	0.00	395.46
Instructional networking and capability building	310100100006000	3,684,446.43	0.00	3,684,446.43	3,684,446.43	0.00	0.00	0.00	3,684,446.43	2,404,337.44	0.00	144,949.56	0.00	2,549,286.90	2,041,944.41	81,733.88	54,949.56	0.00	2,158,627.85	0.00	1,135,181.43	0.00	336,659.05
PS		1,750,033.39	0.00	1,750,033.39	1,750,033.39	0.00	0.00	0.00	1,750,033.39	1,260,047.56	0.00	54,949.56	0.00	1,315,000.00	885,661.17	0.00	54,949.56	0.00	1,405,610.73	0.00	427,000.23	0.00	282,369.41
MOOE		1,934,413.04	0.00	1,934,413.04	1,934,413.04	0.00	0.00	0.00	1,934,413.04	1,138,289.88	0.00	90,000.00	0.00	1,228,289.88	1,056,283.24	81,733.88	0.00	0.00	1,111,997.22	0.00	708,182.18	0.00	108,282.64
Sub-Total, Operations		11,721,446.15	0.00	11,721,446.15	11,721,446.15	(40,275.00)	0.00	0.00	11,681,171.15	7,065,910.94	125,710.34	144,949.56	0.00	7,332,671.04	5,366,547.49	202,544.52	54,949.56	0.00	5,623,841.57	40,275.00	4,345,300.11	0.00	1,712,029.47
PS		8,526,953.87	0.00	8,526,953.87	8,526,953.87	0.00	0.00	0.00	8,526,953.87	5,801,068.12	125,710.34	54,949.56	0.00	5,981,728.22	4,182,752.66	140,810.54	54,949.56	0.00	4,376,515.78	0.00	2,548,222.66	0.00	1,605,212.44
MOOE		3,194,492.28	0.00	3,194,492.28	3,194,492.28	(40,275.00)	0.00	0.00	3,154,217.28	1,264,142.82	0.00	90,000.00	0.00	1,354,142.82	1,183,581.81	61,733.88	0.00	0.00	1,245,325.79	40,275.00	1,797,014.45	0.00	108,817.03
FinEx (if Applicable)		0.00	0.00	0.00	0.00	0.00	0.00	0.00	0.00	0.00	0.00	0.00	0.00	0.00	0.00	0.00	0.00	0.00	0.00	0.00	0.00	0.00	0.00
CO		0.00	0.00	0.00	0.00	0.00	0.00	0.00	0.00	0.00	0.00	0.00	0.00	0.00	0.00	0.00	0.00	0.00	0.00	0.00	0.00	0.00	0.00
GRAND TOTAL		25,301,155.91	0.00	25,301,155.91	25,301,155.91	(2,015,825.00)	0.00	0.00	23,285,330.91	11,938,574.30	1,171,850.27	1,656,912.99	0.00	14,787,817.53	9,197,490.86	1,246,764.29	87,579.56	0.00	10,513,859.69	2,015,825.00	6,517,113.08	0.00	4,253,966.84
PS		15,889,835.55	0.00	15,889,835.55	15,889,835.55	(994,200.00)	0.00	0.00	14,875,635.55	10,673,823.48	1,171,930.27	54,949.56	0.00	11,901,711.31	6,013,897.07	1,167,503.27	54,949.56	0.00	8,255,876.50	954,000.00	2,714,144.21	0.00	2,643,832.41
MOOE		4,432,119.20	0.00	4,432,119.20	4,432,119.20	(1,021,625.00)	0.00	0.00	3,410,494.20	1,264,142.82	0.00	290,611.43	0.00	1,554,764.22	1,163,591.81	61,733.88	12,624.00	0.00	1,297,845.79	1,021,625.00	1,916,739.84	0.00	266,164.43
FinEx (if Applicable)		0.00	0.00	0.00	0.00	0.00	0.00	0.00	0.00	0.00	0.00	0.00	0.00	0.00	0.00	0.00	0.00	0.00	0.00	0.00	0.00	0.00	0.00
CO		5,138,181.00	0.00	5,138,181.00	5,138,181.00	0.00	0.00	0.00	5,138,181.00	0.00	0.00	1,311,352.00	0.00	1,311,352.00	0.00	0.00	0.00	0.00	0.00	0.00	3,822,826.00	0.00	1,311,352.00

Certified Correct:

 BENJAMIN S. SY JR.
 Chief, Budget Section
 Date: 2020-10-30 18:05:08.0

Certified Correct:

 CIERYNN A. SALLO
 Acting Agency Accountant
 Date: 2020-10-30 16:06:08.0

Recommending Approval:

 LOVELIZA M. PERALTA
 OIC, Finance and Management Division
 Date: 2020-10-30 18:42:00

Approved By:

 BENJAMIN R. FELIPE
 Deputy Director General
 Date: 2020-10-30 18:57:42.0