



FAR No. 1

STATEMENT OF APPROPRIATIONS, ALLOTMENTS, OBLIGATIONS, DISBURSEMENTS AND BALANCES
As at the Quarter Ending December 31, 2020

Department: Presidential Communications Operations Office (PCOO)
Agency: Philippine Information Agency
Operating Unit: < not applicable >
Organization Code (UACS): 25 006 0000000
Fund Cluster: 01 Regular Agency Fund
(e.g. UACS Fund Cluster: 01-Regular Agency Fund, 02-Foreign Assisted Projects Fund, 03-Special Account-Locally Funded/Domestic Grants Fund, and 04-Special Account-Foreign Assisted/Foreign Grants Fund)


Legend table: Current Year Appropriations, Supplemental Appropriations, Continuing Appropriations.


Main data table with columns for Particulars, UACS CODE, Appropriations, Allotments, Current Year Obligations, Current Year Disbursements, and Balances.

Department: Presidential Communications Operations Office (PCOO)  
 Agency: Philippine Information Agency  
 Operating Unit: < not applicable >  
 Organization Code (UACS): 25 006 000000  
 Fund Cluster: 01 Regular Agency Fund  
 (e.g. UACS Fund Cluster: 01-Regular Agency Fund, 02-Foreign Assisted Projects Fund, 03-Special Account-Locally Funded/Domestic Grants Fund, and 04-Special Account-Foreign Assisted/Foreign Grants Fund)

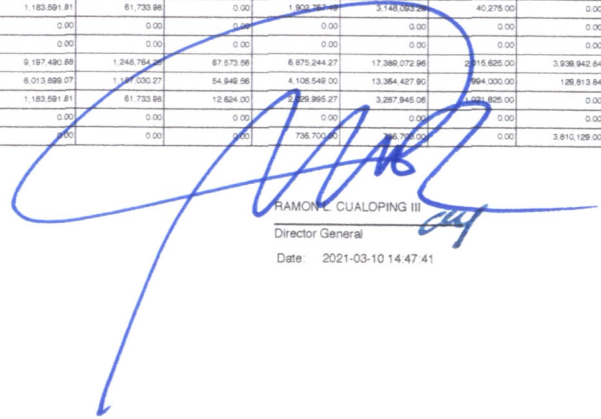
	Current Year Appropriations
	Supplemental Appropriations
X	Continuing Appropriations

Particulars	UACS CODE	Appropriations			Allotments				Current Year Obligations					Current Year Disbursements					Balances				
		Authorized Appropriations	Adjustments (Transfer To/From, Reassignment)	Adjusted Appropriations	Allotments Received	Adjustments (Withdrawal, Realignment)	Transfer To	Transfer From	Adjusted Total Allotments	1st Quarter Ending March 31	2nd Quarter Ending June 30	3rd Quarter Ending Sept. 30	4th Quarter Ending Dec. 31	TOTAL	1st Quarter Ending March 31	2nd Quarter Ending June 30	3rd Quarter Ending Sept. 30	4th Quarter Ending Dec. 31	TOTAL	Unreleased Appro	Unobligated Allotments	Unpaid Obligations	
																						Due and Demandable	Not Yet Due and Demandable
1	2	3	4	5=(3+4)	6	7	8	9	10=[(6+)-(7)-8-9]	11	12	13	14	15=[(11+12+13+14)]	16	17	18	19	20=(16+17+18+19)	21=(5-10)	22=(10-15)	23	24
PS		286,910.87	0.00	286,910.87	286,910.87	0.00	0.00	0.00	286,910.87	213,530.23	0.00	0.00	73,380.64	286,910.87	95,141.50	0.00	0.00	167,854.38	262,956.68	0.00	0.00	0.00	23,914.99
MOOE		632,279.64	0.00	632,279.64	632,279.64	0.00	0.00	0.00	632,279.64	1,437.51	0.00	0.00	630,842.13	632,279.64	1,430.00	0.00	0.00	630,879.64	632,279.64	0.00	0.00	0.00	0.00
Information systems development and maintenance	310100100004000	1,798,131.86	0.00	1,798,131.86	1,798,131.86	0.00	0.00	0.00	1,798,131.86	1,476,362.20	0.00	0.00	321,748.46	1,798,131.86	1,314,363.31	0.00	0.00	377,832.26	1,662,195.57	0.00	0.00	0.00	105,936.08
PS		1,787,598.32	0.00	1,787,598.32	1,787,598.32	0.00	0.00	0.00	1,787,598.32	1,485,848.88	0.00	0.00	321,748.46	1,787,598.32	1,303,829.87	0.00	0.00	377,832.26	1,661,662.23	0.00	0.00	0.00	105,936.08
MOOE		10,533.34	0.00	10,533.34	10,533.34	0.00	0.00	0.00	10,533.34	0.00	0.00	0.00	0.00	10,533.34	0.00	0.00	0.00	0.00	10,533.34	0.00	0.00	0.00	0.00
Dissemination of developmental information	310100100005000	4,087,275.18	0.00	4,087,275.18	4,087,275.18	0.00	0.00	0.00	4,087,275.18	2,280,694.95	126,710.54	0.00	1,671,056.95	3,957,461.34	1,436,254.40	140,810.54	0.00	1,791,755.50	3,336,820.44	0.00	126,813.64	0.00	618,640.90
PS		3,930,195.29	0.00	3,930,195.29	3,930,195.29	0.00	0.00	0.00	3,930,195.29	2,207,285.37	126,710.54	0.00	1,447,375.54	3,900,361.45	1,353,254.40	140,810.54	0.00	1,667,875.81	3,181,740.56	0.00	126,813.64	0.00	618,640.90
MOOE		157,079.89	0.00	157,079.89	157,079.89	0.00	0.00	0.00	157,079.89	53,399.48	0.00	0.00	103,680.41	157,079.89	53,000.00	0.00	0.00	104,079.69	157,079.89	0.00	0.00	0.00	0.00
Institutional networking and capability building	310100100006000	3,664,448.43	0.00	3,664,448.43	3,664,448.43	0.00	0.00	0.00	3,664,448.43	2,404,337.44	0.00	144,849.56	1,135,161.43	3,664,448.43	2,041,944.41	61,733.98	54,949.56	1,260,664.49	3,452,292.44	0.00	0.00	0.00	232,155.99
PS		1,750,033.39	0.00	1,750,033.39	1,750,033.39	0.00	0.00	0.00	1,750,033.39	1,266,047.56	0.00	54,949.56	427,036.25	1,750,033.39	965,661.17	0.00	54,949.56	477,246.67	1,517,877.40	0.00	0.00	0.00	232,155.99
MOOE		1,934,415.04	0.00	1,934,415.04	1,934,415.04	0.00	0.00	0.00	1,934,415.04	1,136,289.66	0.00	90,000.00	708,125.18	1,934,415.04	1,066,283.24	61,733.98	0.00	816,417.82	1,934,415.04	0.00	0.00	0.00	0.00
Sub-Total, Operations		11,721,446.15	0.00	11,721,446.15	11,721,446.15	(40,275.00)	0.00	0.00	11,681,171.15	7,065,210.95	126,710.54	144,849.56	4,216,486.26	11,661,367.31	5,366,347.48	202,544.62	54,949.56	4,902,544.63	10,526,366.20	40,275.00	126,813.64	0.00	1,024,971.11
PS		8,529,953.67	0.00	8,529,953.67	8,529,953.67	0.00	0.00	0.00	8,529,953.67	5,901,066.13	126,710.54	54,949.56	2,416,411.90	8,400,140.03	4,162,750.68	140,810.54	54,949.56	2,969,777.14	7,378,292.92	0.00	126,813.64	0.00	1,021,647.11
MOOE		3,191,492.28	0.00	3,191,492.28	3,191,492.28	(40,275.00)	0.00	0.00	3,151,217.28	1,264,142.82	0.00	90,000.00	1,797,074.46	3,151,217.28	1,183,591.81	61,733.98	0.00	1,909,263.49	3,148,073.28	40,275.00	0.00	0.00	3,124.00
Fin-Ex (if Applicable)		0.00	0.00	0.00	0.00	0.00	0.00	0.00	0.00	0.00	0.00	0.00	0.00	0.00	0.00	0.00	0.00	0.00	0.00	0.00	0.00	0.00	0.00
OO		0.00	0.00	0.00	0.00	0.00	0.00	0.00	0.00	0.00	0.00	0.00	0.00	0.00	0.00	0.00	0.00	0.00	0.00	0.00	0.00	0.00	0.00
GRAND TOTAL		25,301,156.61	0.00	25,301,156.61	25,301,156.61	(2,015,625.00)	0.00	0.00	23,285,530.61	11,936,974.31	1,171,930.27	1,656,912.96	4,577,770.23	19,345,667.77	9,197,490.86	1,248,784.57	87,573.56	6,675,244.27	17,360,072.96	2,015,625.00	3,936,942.64	0.00	1,956,514.61
PS		15,669,855.55	0.00	15,669,855.55	15,669,855.55	(994,000.00)	0.00	0.00	14,675,855.55	10,674,931.49	1,171,930.27	54,949.56	2,644,330.38	14,546,041.71	6,013,659.07	1,187,030.27	54,949.56	4,106,549.00	13,364,427.90	994,000.00	126,813.64	0.00	1,181,613.81
MOOE		4,493,118.06	0.00	4,493,118.06	4,493,118.06	(1,021,625.00)	0.00	0.00	3,471,493.06	1,264,142.82	0.00	280,811.40	1,916,739.84	3,471,494.06	1,183,591.81	61,733.98	12,624.00	2,795,965.27	3,287,945.06	(1,021,625.00)	0.00	0.00	183,549.00
Fin-Ex (if Applicable)		0.00	0.00	0.00	0.00	0.00	0.00	0.00	0.00	0.00	0.00	0.00	0.00	0.00	0.00	0.00	0.00	0.00	0.00	0.00	0.00	0.00	0.00
OO		5,136,181.00	0.00	5,136,181.00	5,136,181.00	0.00	0.00	0.00	5,136,181.00	0.00	0.00	1,311,362.00	(6,700.00)	1,328,062.00	0.00	0.00	0.00	736,700.00	736,700.00	0.00	3,610,129.00	0.00	581,352.00

  
 BENJAMIN C. SIR JR.  
 Chief, Budget Section  
 Date: 2021-03-10 13:54:38

  
 CIERYLYN A. SALLO  
 Acting Agency Accountant  
 Date: 2021-03-10 13:54:38

  
 LOVELIZA M. PERALTA  
 OIC, Finance and Management Division  
 Date: 2021-03-10 14:26:03

  
 RAMON L. CUALOPING III  
 Director General  
 Date: 2021-03-10 14:47:41