

FORM A
DEPARTMENT/AGENCY PERFORMANCE ACCOMPLISHMENT FY 2017

DEPARTMENT/AGENCY: PCOO/PHILIPPINE INFORMATION AGENCY

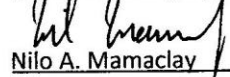
MFOs AND PERFORMANCE INDICATORS (1)	DEPARTMENT/AGENCY FY 2016 ACTUAL ACCOMPLISHMENT	DEPARTMENT/AGENCY FY 2017 TARGET	RESPONSIBLE BUREAUS/ OFFICES	DEPARTMENT/AGENCY FY 2017 ACTUAL ACCOMPLISHMENT	ACCOMPLISHMENT RATE	REMARKS (4)
Development Communication Services/Operations						
MFO 1: Production and Dissemination of Developmental Materials						
2017 Budget: Php 276,774,000.00						
Number of local presidential visits facilitated	114	80	PIA Central Office PIA Regional Offices	60	75%	Support for presidential visits subject to new protocols set by OP
Number of developmental communication materials produced and disseminated	208,860	200,100	PIA Central Office, PIA Regional Offices/Information Center	326,772	163%	Includes ASEAN information materials(info kiosks,multi media fora, print and broadcast materials)
Percentage of produced materials approved for dissemination	95%	95%		100%		
Percentage of information, education, communication(IEC) materials produced and disseminated on schedule	95%	95%		100%		

MFOs AND PERFORMANCE INDICATORS (1)	DEPARTMENT/AGENCY FY 2016 ACTUAL ACCOMPLISHMENT	DEPARTMENT/AGENCY FY 2017 TARGET	RESPONSIBLE BUREAUS/ OFFICES	DEPARTMENT/AGENCY FY 2017 ACTUAL ACCOMPLISHMENT	ACCOMPLISHMENT RATE	REMARKS (4)
MFO 2: Institutional Networking and Capability Building						
2017 Budget: Php 5,073,000.00						
Number of agencies/organizations assisted	273	170	Central Office(Program Management Division)	271	159%	
Percentage of assisted agencies/organizations that rated the assistance as good or better	95%	95%		100%		
Percentage of requested assistance delivered on schedule	100%	95%		100%		
MFO 3: Communication Research						
2017 Budget: 31,874,000.00						
Number of researches conducted	39	4	Central Office(Planning and Communication Research Division)	7	175%	Central Office initiated researches for nationwide implementation
Percentage of researches used for planning	90%	90%		95%		
Percentage of researches completed on schedule	95%	90%		90%		

MFOs AND PERFORMANCE INDICATORS (1)	DEPARTMENT/AGENCY FY 2016 ACTUAL ACCOMPLISHMENT	DEPARTMENT/AGENCY FY 2017 TARGET	RESPONSIBLE BUREAUS/ OFFICES	DEPARTMENT/AGENCY FY 2017 ACTUAL ACCOMPLISHMENT	ACCOMPLISHMENT RATE	REMARKS (4)
STO (2)						
2017 Budget: No allotment						
1. QMS Certification or ISO-aligned QMS Documentation						
a. ISO 9001:2008 Certification by the TUV Rheinland	First certificate was on Sept. 16, 2016	Certification validity until 2018	Central office divisions and regional offices	ISO 9001:2008 certification validity until 2018-09-14	100%	
2. Sustaining Information System Development and Maintenance	95%	95%	Central Office (MISD)	95%	95%	
GASS (3)						
2017 Budget: Php 74,475,000.00						
A. Budget Utilization Rate						
a1. Obligations BUR	99.96 %	100 %	Finance	100 %	100 %	The remaining .04% of Obligations for 2016 was due to excess in RLIP
a2. Disbursement BUR	89.14 %	100 %	Finance	85 %	85 %	The remaining 15 % of Disbursement was due to Accounts Payable to internal and external creditors which will reflect in 2018
B. Quarterly Submission of Budget and Financial Accountability Reports						

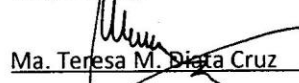
MFOs AND PERFORMANCE INDICATORS (1)	DEPARTMENT/AGENCY FY 2016 ACTUAL ACCOMPLISHMENT	DEPARTMENT/AGENCY FY 2017 TARGET	RESPONSIBLE BUREAUS/ OFFICES	DEPARTMENT/AGENCY FY 2017 ACTUAL ACCOMPLISHMENT	ACCOMPLISHMENT RATE	REMARKS (4)
b1. – 1 st Quarter BFAR	100 %	100 %	Finance	100 %	Submission dates: BAR – May 25, 2017 FAR – May 22, 2017	Delayed submission is often due to difficulty in accessing URS website and periodic system errors
b2. – 2 nd Quarter BFAR	100 %	100 %	Finance	100 %	Submission dates: BAR – July 20, 2017 FAR – July 31, 2017	
b3. – 3 rd Quarter BFAR	100 %	100 %	Finance	100 %	Submission dates: BFAR – Nov. 10, 2017	
b4. – 4 th Quarter BFAR	100 %	100 %	Finance	100 %	Submission dates: BAR – Feb. 6, 2018 FAR – Feb. 8, 2018	
C. Full Compliance with at least 30% of the prior year's COA audit recommendations	86%	100 %	Admin, ROD, E.O. FMD	80 %	80 %	The remaining 14% for 2016 compliance pertains to those partially implemented. on the 2017 Actual Accomplishment, 1 out of 2 AOMs was fully complied and the remaining was partially complied

Recommending Approval:


 Nilo A. Mamaclay
 Planning Officer


04-20-2018
 Date

Prepared by:


 Ma. Teresa M. Dista Cruz
 Budget Officer

04-20-2018
 Date

Approved by:


 Harold E. Clavite
 Director General

 Date