

**FORM A1**  
**DETAILS OF BUREAU/OFFICE PERFORMANCE INDICATORS AND ACCOMPLISHMENTS**  
**FY 2017**

**DEPARTMENT/AGENCY: PCOO/PHILIPPINE INFORMATION AGENCY**


MFOs/ Responsible Bureaus/Delivery Units (1)	Performance Indicator 1 (2)	FY 2017 TARGET for Performance Indicator 1 (3)	FY 2017 ACCOMPLISHMENT for Performance Indicator 1 (4)	Performance Indicator 2 (5)	FY 2017 TARGET for Performance Indicator 2 (6)	FY 2017 ACCOMPLISHMENT for Performance Indicator 2 (7)	Performance Indicator n (8)	FY 2017 TARGET for Performance Indicator n (9)	FY 2017 ACCOMPLISHMENT for Performance Indicator n (10)	REMARKS (11)
<b>A. Development Communication Services</b>										
1. Production and dissemination of developmental information materials	Number of local presidential visits facilitated	80	60							Support for presidential visits subject to new protocols set by OP
	No. of developmental communication materials produced and disseminated	200,100	326,772	Percentage of produced materials approved for dissemination	95%	100%	Percentage of information, education, communication(IEC) materials produced and disseminated on schedule	95%	100%	Includes ASEAN information materials(in fo kiosks,multi media fora, print and broadcast materials)
2. Institutional Networking and Capability Building	number of agencies/or organizations assisted	170	271	Percentage of assisted agencies/org anizations that rated the assistance as good or better	95%	100%	Percentage of requested assistance delivered on schedule	95%	100%	

MFOs/ Responsible Bureaus/Delivery Units (1)	Performance Indicator 1 (2)	FY 2017 TARGET for Performance Indicator 1 (3)	FY 2017 ACCOMPLISHMENT for Performance Indicator 1 (4)	Performance Indicator 2 (5)	FY 2017 TARGET for Performance Indicator 2 (6)	FY 2017 ACCOMPLISHMENT for Performance Indicator 2 (7)	Performance Indicator n (8)	FY 2017 TARGET for Performance Indicator n (9)	FY 2017 ACCOMPLISHMENT for Performance Indicator n (10)	REMARKS (11)
3. Communication Research	number of researches conducted	4	7	Percentage of researches used for planning	90%	95%	Percentage of researches completed on schedule	90%	90%	Central Office initiated researcher for nationwide implementation

B. Support to Operations (STO)										
STO	Certification/Continuing Certification of the agency QMS for at least one core process			2 <sup>nd</sup> STO Indicator for the Priority of the Agency Head						
1. ISO 9001:2008 – Provision of support services to presidential and Development Communication	TUV Rheinland Validity : 2016-09-16 until 2018-09-14			Information System development and maintenance			Percentage of sustaining Information System development and maintenance	95%	95%	


C. General Administration and Support Services (GASS)										
BUR	Obligations BUR			Disbursement BUR			Remarks: The remaining 15% of disbursement was due to Accounts Payable to internal and external creditors to be reflected in 2018 report			
	Completion rate	100%	100%	100%	85%					
Submission of BFAR	Submission of 1 <sup>st</sup> Quarter Budget and Financial Accountability Reports			Submission of 2 <sup>nd</sup> Quarter Budget and Financial Accountability Reports			Submission of Quarter "n" Budget and Financial Accountability Reports			
	BAR – May 25, 2017		FAR – May 22, 2017	BAR- July 20, 2017		FAR – July 31, 2017	3rd Q		4th Q	
							BFAR – Nov. 10., 2017		BAR – Feb. 6, 2018; FAR – Feb. 8, 2018	
Compliance to COA Audit Recommendation	Full Compliance with at least 30% of the prior years COA audit recommendations						Remarks: For 2016, compliance pertains to partially implemented 2017 actual accomplishment. One out of 2 AOMS fully complied, the remaining was partially complied			
	100%		80%							

Recommending Approval:

  
Nilo A. Mamaclay  
Planning Officer


04-20-2018  
Date

Prepared by:

  
Ma. Teresa M. Diata Cruz  
Budget Officer

04-20-2018  
Date

Approved by:

  
Harold E. Clavite  
Director General

\_\_\_\_\_  
Date